



FRAMELESS DOOR - DUAL CURB

Voice: 1-800-ONYX-TOP (1-800-669-9867)

ORDER FORM

Your Company: _____

Emails orders to: orders@onyxcollection.com

Email quotes to: quotes@onyxcollection.com

Your Name: _____ Your Phone # _____ P.O.# _____

Date Ordered: ____/____/____ Install Date: ____/____/____ Customer Name: _____

SPF-DC-0326

***CENTERLINE** - The line where the Glass will be positioned.

Wall Leans

In Out

"



How Tall is the Door?

"

Left Side Shower Head?

Right Side Shower Head?

Wall Leans

In Out

"



Measurements From:

- Finished Centerlines (Preferred)
- Outside Curb Dimensions
- Sheet Rock to Sheet Rock Centerlines

How far out of level is the base?

"

How far out of level is the base?

"

Wall to Center Line of Curb

Wall to Center Line of Curb

Angle

°

- DOOR OPTIONS -

PLEASE see catalog for pricing and availability

1 DOOR HEIGHT

Standard Height (72")

Special Height (up to 80")

"

See Catalog for upcharge if taller than normal height

2 FINISH OPTIONS

- CHROME
- BRUSHED NICKEL
- OIL RUBBED BRONZE
- MATTE BLACK
- BRUSHED BRASS

3 GLASS STYLE

- CLEAR
- RAIN
- PATTERN 62
- SATIN
- SMOKE GREY
- SMOKE BRONZE

4 DOORS

28" ST D. WIDE DOOR (28 1/2" Opening)

CUSTOM DOOR SIZE UP TO 36" (See catalog for upcharge)

5 HANDLES

PULL HANDLE BOTH SIDES

PULL HANDLE WITH TOWEL BAR (See catalog for upcharge)

LADDER STYLE (See catalog for upcharge)

TOTAL PRICE

\$ _____

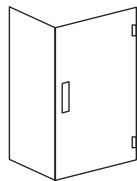
HINGED DOOR

3/8" Frameless Glass

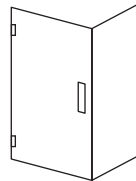
Standard Height 72" Tall (Max Height 80")

SINGLE DOOR - Up To 36" Wide

Please **CIRCLE** Door/Handle Configuration



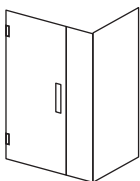
Handle Left
Hinge Right



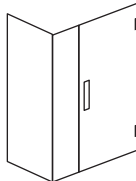
Handle Right
Hinge Left

DOOR WITH PANEL

Please **CIRCLE** Door/Handle Configuration



Handle Right
Hinge Left
Panel on Right



Handle Left
Hinge Right
Panel on Left