



ONYX LAVATORY

Voice: 1-800-ONYX-TOP (1-800-669-9867)

ORDER FORM

Your Company: _____
















Emails orders to: orders@onyxcollection.com

Email quotes to: quotes@onyxcollection.com

Your Name: _____ Your Phone # _____ P.O.# _____

Date Ordered: ____/____/____ Install Date: ____/____/____ Customer Name: _____

FORMS-OR-0725

1	SIZE	Length of Custom Lavatory  _____" <i>Lavatory should normally overhang cabinet 1" on front and 1/2" on open end(s)</i>	Custom Lavatory PRICE from Price List \$ _____		
		Depth of Custom Lavatory  _____" Common Size <input type="checkbox"/> 19 1/2" <input type="checkbox"/> 22 1/2" <input type="checkbox"/> 25 1/2" Special Size _____" <input type="checkbox"/> Special Depth _____" or Special Shape _____" Add Fabrication Charge (please provide sketch with specs. below) \$ _____			
2	ENDS & SPLASHES	BACKSPLASH: <input type="checkbox"/> YES: <u>Select One</u> <input type="checkbox"/> NO BackSplash <input type="checkbox"/> INTEGRAL <input type="checkbox"/> SEPARATE 4 (see catalog for pricing) or Specify Height _____" \$ _____			
		Does Lavatory touch a FULL WALL ? <input type="checkbox"/> YES: <u>Select Wall</u> <input type="checkbox"/> NO - Charges May Apply for 3 finished sides <input type="checkbox"/> LEFT <input type="checkbox"/> RIGHT <input type="checkbox"/> BOTH <input type="checkbox"/> Finish All 3 Sides See Catalog for Pricing & Availability			
		Does Lavatory touch a LINEN CABINET or SHORT WALL ? <input type="checkbox"/> YES: <u>Specify Depth</u> _____" <input type="checkbox"/> NO <input type="checkbox"/> LEFT <input type="checkbox"/> RIGHT <input type="checkbox"/> BOTH <input type="checkbox"/> Finish All 3 Sides See Catalog for Pricing & Availability			
		SIDESPLASH: <input type="checkbox"/> YES: <u>Select Side</u> <input type="checkbox"/> NO Sidesplash <input type="checkbox"/> LEFT <input type="checkbox"/> RIGHT <input type="checkbox"/> BOTH \$ _____			
3	EDGE	CHECK CATALOG for pricing & availability of EDGE OPTIONS <input type="checkbox"/> FLAT EDGE  <input type="checkbox"/> DOUBLE EASED EDGE  \$ _____			
		<input type="checkbox"/> 1" THICK DECK <input type="checkbox"/> 5/8" THICK (Up to 73" long with Venetian or Oval Bowls) <input type="checkbox"/> 1 1/2" (not available with integral backsplash or integral bowl) \$ _____			
4	BOWL (S)	CIRCLE THE CORRECT BOWL STYLE - OR CHECK HERE <input type="checkbox"/> FOR NO BOWL			
		<div><div> Norway Bowl  Malibu Bowl  Quincy Bowl  Caribbean Bowl  Venetian Bowl  Oval Bowl  Olympic Bowl</div><div> Tuscan Bowl  Daytona Bowl  Atlantic Bowl  Café Bowl</div></div>			
5	FAUCET	<input type="checkbox"/> Single Bowl Centered <input type="checkbox"/> Single Bowl Offset: _____" from LEFT _____" from RIGHT			
		<input type="checkbox"/> 2 Bowls _____" from left (bowl center to left end) _____" from right (bowl center to right end)			
6	COLOR	<input type="checkbox"/> More than 2 Bowls - make sketch including all specs in space below.			
		Faucet Hole Spacing <input type="checkbox"/> Four Inch <input type="checkbox"/> Eight Inch <input type="checkbox"/> Single Hole <input type="checkbox"/> Other (specify in sketch space below) (No charge)			
7	COLOR	<input type="checkbox"/> Lavatory all one color or different color Bowl(s) included (specify color(s) below - no extra charge) or <input type="checkbox"/> Deck include different colors (specify below and add color upcharge x number of bowls) \$ _____			
		<input type="checkbox"/> Color Matched 100% SILICONE 10.3 oz. <input type="checkbox"/> Color Matched 100% SILICONE 1.1 oz. \$ _____			
8	COLOR	<input type="checkbox"/> Clear Adhesive 100% SILICONE 10.3 oz. (Lavatory includes one small (1.1oz) tube of Adhesive Silicone) \$ _____			
		Use this space for special instructions.			
		TOTAL \$ _____			

*For drop-in or vessel bowl openings, please provide hole template and centerline locations for bowl and faucet holes.