



# CORNER/RIGHT-ANGLE DOOR

Voice: 1-800-ONYX-TOP (1-800-669-9867)

ORDER FORM

Your Company: \_\_\_\_\_

Emails orders to: [orders@onyxcollection.com](mailto:orders@onyxcollection.com)

Email quotes to: [quotes@onyxcollection.com](mailto:quotes@onyxcollection.com)

Your Name: \_\_\_\_\_ Your Phone # \_\_\_\_\_ P.O.# \_\_\_\_\_

Date Ordered: \_\_\_\_/\_\_\_\_/\_\_\_\_ Install Date: \_\_\_\_/\_\_\_\_/\_\_\_\_ Customer Name: \_\_\_\_\_

FORMS-OR-0923

\***CENTERLINE**- The line where the Glass will be positioned.

Wall Leans  
 In  Out

" "



How Tall is the Door?

" "

Left Side Shower Head?

Right Side Shower Head?

Wall Leans  
 In  Out

" "



**Measurements From:**

- Stud to Stud
- Sheetrock to Sheetrock
- Finished Shower Walls

How far out of level is the base?

" "

How far out of level is the base?

" "

Wall to Center Line of Curb

Wall to Center Line of Curb

Angle

°

**- DOOR OPTIONS -**  
*PLEASE see catalog for pricing and availability*

### 1 DOOR HEIGHT

- Standard Height
- SPECIAL HEIGHT

" "

*See Catalog for upcharge if taller than normal height*

### 2 FINISH OPTIONS

- SILVER FINISH
- BRUSHED NICKEL
- OIL RUBBED BRONZE

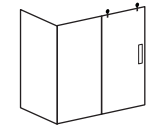
### 3 GLASS STYLE

- CLEAR
- AQUATEX (1/4" only)
- RAIN
- PATTERN 62
- SATIN
- SMOKED GREY
- SMOKED BRONZE

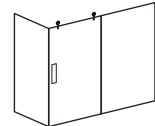
## BARN DOOR - 3/8" Frameless Glass Only

Standard Height 73 3/4" Tall (Max Height 80")

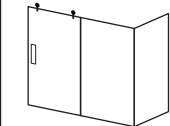
Please CIRCLE Door/Handle Configuration



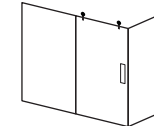
Door on Right Panel on Left Return on Left



Door on Left Panel on Right Return on Left



Door on Left Panel on Panels Return on Right



Door on Right Panel on Left Return on Right

Handles:

Pull Handle both sides

**TOTAL PRICE**

\$

## HINGED DOOR

3/8" Frameless Glass or

Standard Height 72" Tall (Max Height 80")

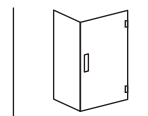
1/4" Semi-Frameless Glass

Standard Height 73 3/4" Tall (Max Height 80")

**SINGLE DOOR - Up To 36" Wide**

**DOOR WITH PANEL - Up To 36" Wide**

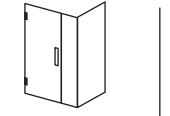
Please CIRCLE Door/Handle Configuration



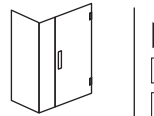
Handle Left Hinge Right



Handle Right Hinge Left



Handle Right Hinge Left Panel on Right



Handle Left Hinge Right Panel on Left

Handles:

Pull Handle both sides

Pull Handle with Towel Bar  
*See catalog for up charge*

Doors:

28" St d. Wide Door

Custom Door Size Up to 36"  
*See catalog for up charge*

" "

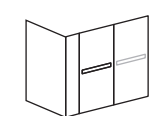
## BYPASS SLIDING DOOR - Frameless Glass 1/4"

Standard Height 73 3/4" Tall (Max Height 76")

Please CIRCLE Door/Handle Configuration



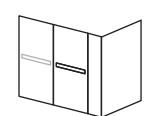
Return on Left



Extended Panel Return on Left



Return on Right



Extended Panel Return on Right

Handles

Two Towel Bars

Two Knobs

Towel Bar & Knob

Knob on  LEFT or  RIGHT