



BENCH / HALF WALL DOOR

Voice: 1-800-ONYX-TOP (1-800-669-9867)

ORDER FORM

Your Company: _____

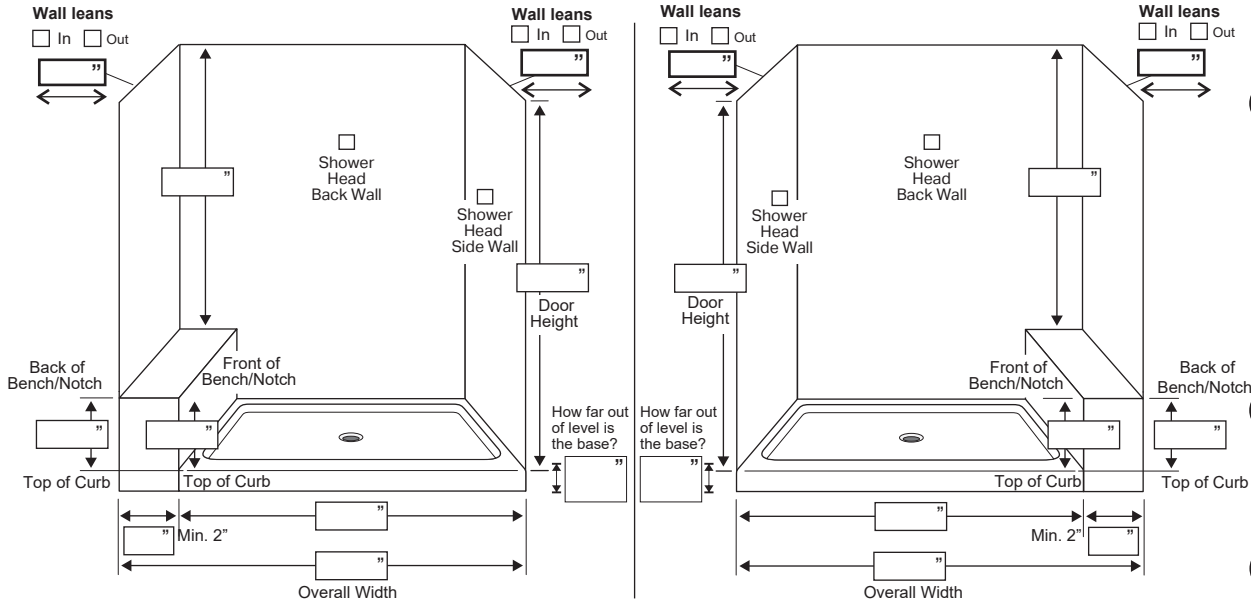
Emails orders to: orders@onyxcollection.com

Email quotes to: quotes@onyxcollection.com

Your Name: _____ Your Phone # _____ P.O.# _____

Date Ordered: ____/____/____ Install Date: ____/____/____ Customer Name: _____

FORMS-OR-0723



► Measurements From Finished Shower Walls ☐

- DOOR OPTIONS -
PLEASE see catalog for pricing and availability

1 DOOR HEIGHT

☐ Standard Height

☐ SPECIAL HEIGHT

See catalog for upcharge if taller than normal height

2 FINISH OPTIONS

- ☐ SILVER FINISH
- ☐ BRUSHED NICKEL
- ☐ OIL RUBBED BRONZE

3 GLASS STYLE

- ☐ CLEAR
- ☐ AQUATEX (1/4" only)
- ☐ RAIN
- ☐ PATTERN 62
- ☐ SATIN
- ☐ SMOKED GREY
- ☐ SMOKED BRONZE

TOTAL PRICE

\$ _____

HINGED DOOR - 3/8" Frameless Glass

DOOR AND PANEL

Standard Height 72" Tall (Max Height 80")

DOOR WITH NOTCHED PANEL

Standard Height 72" Tall (Max Height 80")

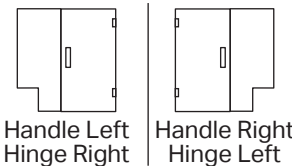
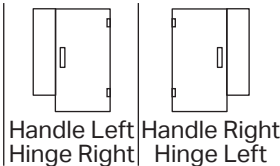
► Handles:

- ☐ Pull Handle both sides
- ☐ Pull Handle with Towel Bar

☐ 28" St d. Wide Door

☐ Custom Door Size Up to 36"
See catalog for up charge

Please CIRCLE Door/Handle configuration



HINGED DOOR - 1/4" Semi-Frameless Glass

SINGLE DOOR - Up To 36" Wide

Standard Height 73 3/4" Tall (Max Height 78 ")

DOOR WITH PANEL

Standard Height 73 3/4" Tall (Max Height 78 ")

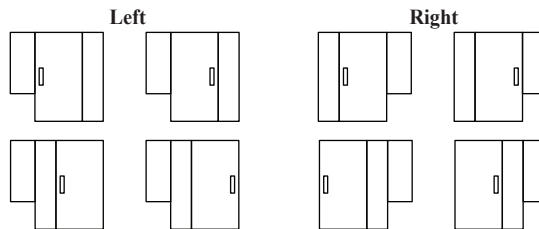
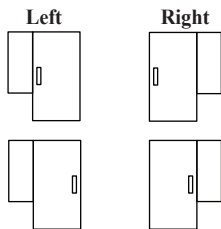
► Handles:

- ☐ Pull Handle both sides
- ☐ Pull Handle with Towel Bar
See catalog for up charge

☐ 28" Std. Wide Door

☐ Custom Door Size Up to 36"

Please CIRCLE Door/Handle configuration

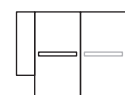


BYPASS SLIDING DOOR - Frameless Glass 1/4"

► Handles:

- ☐ Two Towel Bars
- ☐ Two Knobs
- ☐ Towel Bar & Knob
► Knob on ☐ LEFT or ☐ RIGHT

Please CIRCLE Door/Handle configuration



Bench Panel on Left



Bench Panel on Right