



ONYX LAVATORY

Voice: 1-800-ONYX-TOP (1-800-669-9867)

ORDER FORM

Your Company: _____









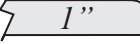










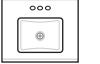

Emails orders to: orders@onyxcollection.com

Email quotes to: quotes@onyxcollection.com

Your Name: _____ Your Phone # _____ P.O.# _____

Date Ordered: ____/____/____ Install Date: ____/____/____ Customer Name: _____

FORMS-OR-0425

1	SIZE	Length of Custom Lavatory  _____" <i>Lavatory should normally overhang cabinet 1" on front and 1/2" on open end(s)</i>	Custom Lavatory PRICE from Price List \$ _____	
		Depth of Custom Lavatory  <div>19 1/2" 22 1/2" 25" 25 1/2" Common Size</div> <div>_____ " Special Size</div>	<input type="checkbox"/> Special Depth <input type="checkbox"/> or Special Shape Add Fabrication Charge (please provide sketch with specs. below) \$ _____	
2	ENDS & SPLASHES	BACKSPLASH: <input type="checkbox"/> YES:  <input type="checkbox"/> NO BackSplash <input type="checkbox"/> INTEGRAL <input type="checkbox"/> SEPARATE 4 (see catalog for pricing) or Specify Height _____" \$ _____		
		Does Lavatory touch a FULL WALL? <input type="checkbox"/> YES:  <input type="checkbox"/> NO - Charges May Apply for 3 finished sides <div><input type="checkbox"/> LEFT <input type="checkbox"/> RIGHT <input type="checkbox"/> BOTH</div> <div><input type="checkbox"/> Finish All 3 Sides See Catalog for Pricing & Availability</div>		
		Does Lavatory touch a LINEN CABINET or SHORT WALL? <input type="checkbox"/> YES:  <input type="checkbox"/> NO <div><input type="checkbox"/> LEFT <input type="checkbox"/> RIGHT <input type="checkbox"/> BOTH</div> <div>And Sides</div>		
		SIDESPLASH: <input type="checkbox"/> YES:  <input type="checkbox"/> NO Sidesplash <input type="checkbox"/> LEFT <input type="checkbox"/> RIGHT <input type="checkbox"/> BOTH \$ _____		
3	EDGE	CHECK CATALOG for pricing & availability of EDGE OPTIONS <input type="checkbox"/> FLAT EDGE  <input type="checkbox"/> DOUBLE EASED EDGE  \$ _____		
		 <input type="checkbox"/> 1" THICK DECK - USE 1" THICK PRICING \$ _____		
4	BOWL (S)	CIRCLE THE CORRECT BOWL STYLE - OR CHECK HERE <input type="checkbox"/> FOR NO BOWL		
		<div><div> Norway Bowl</div><div> Malibu Bowl</div><div> Quincy Bowl</div><div> Caribbean Bowl</div><div> Venetian Bowl</div><div> Oval Bowl (Non-Recessed)</div><div> Olympic Bowl</div><div> Tuscan Bowl</div><div> Daytona Bowl</div><div> Atlantic Bowl</div><div> Café Bowl</div><div> Wave Bowl</div></div> <div><input type="checkbox"/> Topaz Drop-In <input type="checkbox"/> Drop-In Bar Sink <input type="checkbox"/> Integral Bar Sink <input type="checkbox"/> Opening for Vessel or Drop-In Bowl* <input type="checkbox"/> Customer Supplied Undermount Bowl <input type="checkbox"/> Kohler Bowl(s) Supplied by Onyx \$ _____</div>		
		<div><input type="checkbox"/> Single Bowl Centered <input type="checkbox"/> Single Bowl Offset: _____" from LEFT _____" from RIGHT</div> <div><input type="checkbox"/> 2 Bowls _____" from left (bowl center to left end) _____" from right (bowl center to right end)</div> <div><input type="checkbox"/> More than 2 Bowls - make sketch including all specs in space below.</div>		
5	FAUCET	Faucet Hole Spacing <input type="checkbox"/> Four Inch <input type="checkbox"/> Eight Inch <input type="checkbox"/> Single Hole <input type="checkbox"/> Other (specify in sketch space below) (No charge)		
6	COLOR	<input type="checkbox"/> Lavatory all one color or different color Bowl(s) included (specify color(s) below - no extra charge) or <input type="checkbox"/> Deck include different colors (specify below and add color upcharge x number of bowls) \$ _____		
		<div><input type="checkbox"/> Color Matched 100% SILICONE 10.3 oz. \$ _____</div> <div><input type="checkbox"/> Clear Adhesive 100% SILICONE 10.3 oz. \$ _____</div>		

Use this space for special instructions.

TOTAL \$ _____

*For drop-in or vessel bowl openings, please provide hole template and centerline locations for bowl and faucet holes.