



SHOWER ACCESSORIES

Voice: 1-800-ONYX-TOP (1-800-669-9867)

ORDER FORM

Your Company: _____

Emails orders to: orders@onyxcollection.com

Email quotes to: quotes@onyxcollection.com



















Your Name: _____ Your Phone # _____ P.O.# _____

Date Ordered: ____/____/____ Install Date: ____/____/____ Customer Name: _____










FORMS-OR-0425

↓ QUANTITY ↓ QUANTITY ↓ QUANTITY ↓ COLOR PRICE

Liberty Series

<input type="checkbox"/>  20" Corner Seat	<input type="checkbox"/>  13" x 24" Extended Seat (LEFT)	<input type="checkbox"/>  13" x 24" Extended Seat (Right)	<input type="text"/>	\$ _____			
<input type="checkbox"/>  Recessed Shampoo	<input type="checkbox"/>  Wide Caddy	<input type="checkbox"/>  Narrow Caddy	<input type="checkbox"/>  Tower Shampoo Caddy	<input type="checkbox"/>  Ultra Wide Caddy	<input type="text"/>	\$ _____	
<input type="checkbox"/>  Corner Caddy	<input type="checkbox"/>  Tall Corner Caddy	<input type="checkbox"/>  Corner Shelf	<input type="checkbox"/>  Corner Foot Shelf	<input type="checkbox"/>  Surface Shelf	<input type="checkbox"/>  Small Surface Shelf	<input type="text"/>	\$ _____
<input type="checkbox"/>  Recessed Foot/Soap Shelf	<input type="checkbox"/>  Recessed Foot Shelf	<input type="checkbox"/>  Soap Caddy	<input type="checkbox"/>  Liberty Toilet Paper Holder <small>(includes white spool)</small>			<input type="text"/>	\$ _____






Pearl Series

<input type="checkbox"/>  20" Corner Seat	<input type="checkbox"/>  15" Corner Seat					<input type="text"/>	\$ _____	
<input type="checkbox"/>  Recessed Shampoo	<input type="checkbox"/>  Wide Caddy	<input type="checkbox"/>  Corner Caddy	<input type="checkbox"/>  Extended Corner Caddy			<input type="text"/>	\$ _____	
<input type="checkbox"/>  Corner Shelf	<input type="checkbox"/>  Surface Shelf	<input type="checkbox"/>  Small Surface Shelf					<input type="text"/>	\$ _____

Floating Series

<input type="checkbox"/>  Corner Floating Shelf	(More in this series coming soon!)				<input type="text"/>	\$ _____
--	------------------------------------	--	--	--	----------------------	----------

Other Items

<input type="checkbox"/>  Towel Bar	<input type="checkbox"/> Liberty Series	<input type="text"/> " Towel Bar Screw Spacing (Stud-to-Stud)			<input type="text"/>	\$ _____			
<input type="checkbox"/> SHIP AS 3 SEPARATE PIECES									
<input type="checkbox"/>  Splash Guards (PAIR)	<input type="checkbox"/>  Robe Hook	<input type="checkbox"/> " Roll-Over Vinyl	<input type="checkbox"/> White	<input type="checkbox"/> Brige	<input type="text"/>		\$ _____		
		<input type="checkbox"/> Grey	<input type="checkbox"/> Taupe						
<input type="checkbox"/>  Curved Curtain Rod	Rod Finish:	<input type="checkbox"/> Chrome	<input type="checkbox"/> Brushed Nickel	<input type="checkbox"/> Oil Rubbed Bronze	 Add-On RAMP	<input type="checkbox"/> 4 1/2" Ramp	<input type="text"/> " Length of Ramp	<input type="text"/> " Height of Ramp	<input type="checkbox"/> 6" Ramp
<input type="checkbox"/>	Color Matched 100% SILICONE <input type="checkbox"/> 10.3 oz.						<input type="text"/>	\$ _____	
<input type="checkbox"/>	Clear Adhesive 100% SILICONE 10.3 oz. (Average: 6-12 tubes per shower [1 tube /1150 square inches of panels & trim])								