



CUSTOM SHOWER

ORDER FORM

Voice: 1-800-ONYX-TOP (1-800-699-987) (699-33-00-1-800-FWD-NO-ONYX) Fax: 1-800-FWD-NO-ONYX (1-800-33-699-987)

Your Company: _____ P.O.# _____

Your Name: _____ Your Phone # _____ Your Fax # _____

Date Ordered: ____/____/____ Install Date: ____/____/____ Customer Name: _____

FORMS-OF-0122

CUSTOM SHOWER BASE

Base Measurements Are:

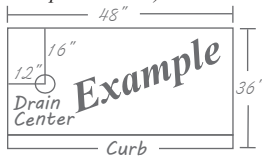
- Stud-to-Stud (We will deduct 1/8" per wall side)
- Actual Sizes

Showerbase Curb Style is:

- Full Height Curb
- Mid Height Curb
- Low-Profile Curb
- Ramped Curb
- Curb for Glass Block Walls

Final Drawing Checklist - See Example

- All Measurements are Marked
- Drain Location Measurements are Marked
- Curb Sides are Marked



TEXTURE	COLOR	PRICE
<input type="checkbox"/> PEBBLED <input type="checkbox"/> HEXAGON		\$ _____
Sketch Pieces in this space		

CUSTOM SHOWER PANELS

WALL PANELS:

- NO
- YES - Please check boxes below and give info in space to right

- GLOSS
- WAVY TILE
- STONE TILE
- SUBWAY
- SHIPLAP

Color _____ \$ _____

Use this space for extra panels.

Check One

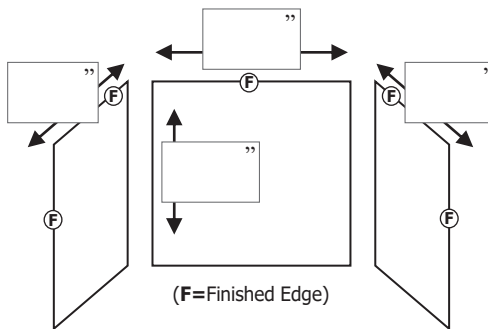
Panel Heights:

- Height Marked is Actual Panel Size
- Height Marked Includes Shower Base (We will deduct shower base height from marked panel height)

Panel Widths:

- Width Marked is Actual Panel Size
- Width Marked is Stud to Stud (We will deduct for 1/2 wall board and back panel as needed for exact fit)

For Simple 3 Wall Design GIVE DIMENSIONS BELOW



BORDERS, STRIPES or INLAYS on Wall Panels

- NO
- YES - Please specify color, width, locations and square or round inside border corner in space above _____ \$ _____

CEILING PANEL:

- NO
- YES - Please specify size & color in space above _____ \$ _____

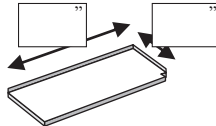
CUSTOM BENCH SEAT

BENCH SEAT

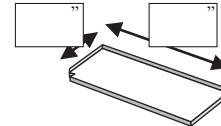
- NO YES
- Exact Onyx piece needed - Including Overhang
- FRAMING - Stud to Stud - We will call for installation & overhang details
- NO Notch Needed (see catalog for details)

GLOSS PEBBLED Color _____ \$ _____

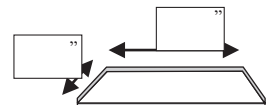
Bench Seat is on LEFT



Bench Seat is on RIGHT

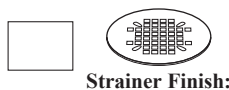


Bench Seat is in REAR



Shower Drain

- PVC (plastic)
- Brass (metal)



Strainer Finish:

- Chrome
- Brushed Nickel
- Bright Brass
- Oil Rubbed Bronze
- White
- Matte Black

\$ _____

TOTAL for Order:

\$ _____